

# Screen Messages

## OVERVIEW

This screen allows you to change system messages for some screens where store specific details can be displayed. Use the **SCREEN MESSAGES** function to access the editable messages. Every message has an English and a Spanish version. The system does not automatically translate English to Spanish; it must be typed in as you wish it to appear on the screen.

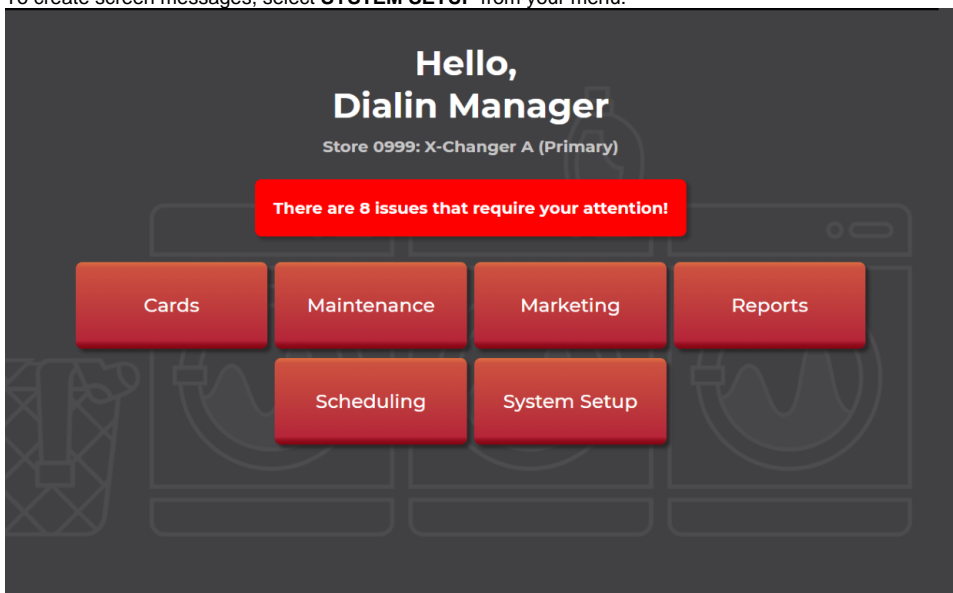
## ON THIS PAGE

- [Creating Screen Messages](#)

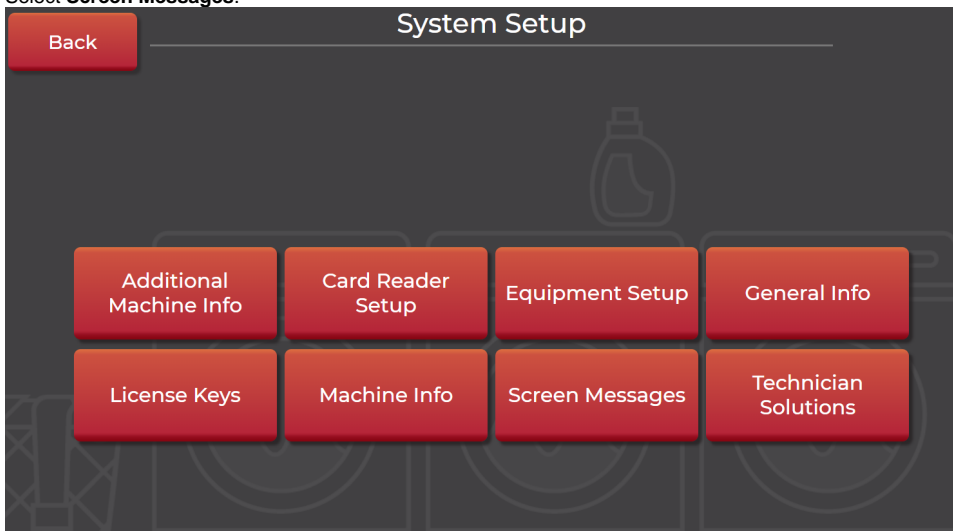
## Creating Screen Messages

To access this function, your specific Card ID (The 12-digit number on the back of the card) must have **SCREEN MESSAGES** selected under **SYSTEM SETUP** in permission settings. Please see your store Owner/Manager to update your permission settings. See [Permission Settings and Functions](#) for more information on how to set permissions.

1. To create screen messages, select **SYSTEM SETUP** from your menu.

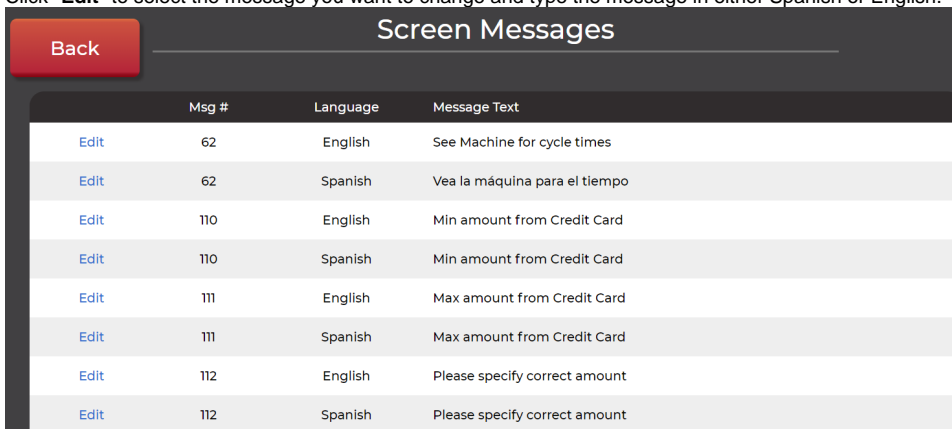


2. Select **Screen Messages**.



3. Several screen messages come with the LaundryCard system and will appear below.

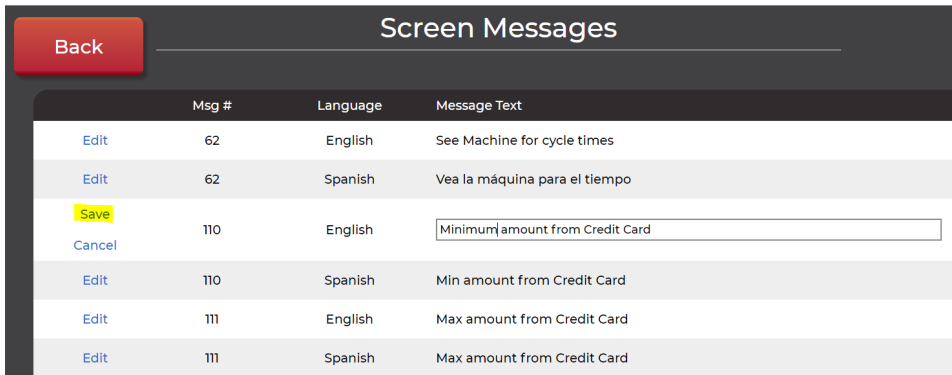
4. Click "Edit" to select the message you want to change and type the message in either Spanish or English.



The screenshot shows a mobile application interface titled "Screen Messages". At the top left is a red "Back" button. Below the title is a table with three columns: "Msg #", "Language", and "Message Text". Each row represents a message and includes a blue "Edit" button in the first column.

	Msg #	Language	Message Text
Edit	62	English	See Machine for cycle times
Edit	62	Spanish	Vea la máquina para el tiempo
Edit	110	English	Min amount from Credit Card
Edit	110	Spanish	Min amount from Credit Card
Edit	111	English	Max amount from Credit Card
Edit	111	Spanish	Max amount from Credit Card
Edit	112	English	Please specify correct amount
Edit	112	Spanish	Please specify correct amount

5. Click "Save" when finished.



The screenshot shows the same "Screen Messages" interface, but now the message with ID 110 is selected for editing. The "Edit" button for this row is replaced by a yellow "Save" button. The "Message Text" column for this row contains a text input field with the text "Minimum amount from Credit Card".

	Msg #	Language	Message Text
Edit	62	English	See Machine for cycle times
Edit	62	Spanish	Vea la máquina para el tiempo
Save	110	English	<input type="text" value="Minimum amount from Credit Card"/>
Cancel	110	Spanish	Min amount from Credit Card
Edit	110	Spanish	Min amount from Credit Card
Edit	111	English	Max amount from Credit Card
Edit	111	Spanish	Max amount from Credit Card